

TOTAL CHANNEL



DIGITAL SIGNAGE EVOLVED

SIGNAGE EVOLVED

Digital Signage is no longer just bulletin boards and basic scheduling. Evolution is a digital network that does everything well in any enterprise environment. Be it in a single building, across a campus, across the country, or around the world. Evolution lets organizations send live streams, video, text, notifications, data feeds, social media, pictures and graphics on any daily schedule, at any time, to any place.

It includes interactive development tools, mobile phones video on demand, live mobile OS cross platform sharing, video wall players, 4K, HD and standard definition players. Evolved digital signage lets a user control these features with unlimited departments and users, permissions, approvals, user auditing, content run reports, global monitoring, remote servicing, remote restart, and remote software updates.

Evolution is an elegant web based content creation tool that defines intuitive. Evolution works on multiple OS platforms, on multiple networks or securely over the web. Evolution is about owning a communications platform instead of renting it every month and it's about having your phone call answered right now instead of your email answered next week.



CONTENT MANAGEMENT

INCLUDED IN EVERY SYSTEM

Web Based Management & Network Distribution

Use any common browser to manage the system from anywhere. Place a screen anywhere the Player would have access to the Internet...worldwide. And manage an unlimited number of players from single Total Channel Server.

Built In Content

Over 60 Drag and Drop ContentApps are included in the system. Social Media, Local Weather, News Feeds, Trivia Games, RSS Tickers, Local Traffic Reports, Network Feeds, and much more.

UCV (User Content Viewer) for on Demand Video or Content

The system can be set up so that by using a simple mobile phone QR code scanner, a user can interact with any particular screen in the system. By scanning a QR code on the screen, the user can use their phone to view content available to that screen. The content can be videos, instructions, forms, coupons, directions, maps, advertising, etc. The system will also allow the user to choose to be directed to other websites for downloads or e-commerce sites to make a purchase. After the user is finished, the screen returns automatically to normal programming.

Interactive Design Tools and Touch

Not just built in touch, but the tools needed to actually create Interactive Content. Total Channel's simple drag and drop tools lower the costs and speed up interactive development. Ongoing updates to Interactive content can be made quickly and easily in house.

Video Wall Players

Total Channel Video Wall Players offer full resolution output. Plus they can use the same content as other screens in the system and are managed in the same way, simplifying operations. Additionally, each screen can be treated as a separate playlist if need be. The UCV feature even allows customers to interact with the video wall to view specific content.

Supports Many Media Types with Standard Dual Outputs

The system supports all popular Media File formats. Players come standard with two outputs. This feature provides the output of unique content to two different screens, its like getting 2 units in 1!

Unlimited Departments and Users

Users can be assigned different access rights. Create a department with limited access per display and even section. The "automated" approval system provides confidence that all content is checked before going live.

System Management Tools

Comprehensive Campaign and Content Scheduling Tools, Analytics and Custom Reporting, Administrator dashboard with Live Player Thumbnails. Google Maps Overlay, Create proof-of-play reporting PDFs, GPS Triggers.


Emergency Messages

Activate Real Time Emergency Messages. Allow messages to be set by location or group of locations. Active alert through API, cell phone or remote computer. Include text, video and sound in the alerts.

ARCHITECTURE

SERVER • OPERATOR • NETWORK


DESIGN AND SCHEDULE ...CONTENT ON ANY WEB BROWSER WITH OUR EASY TO USE INTERFACE



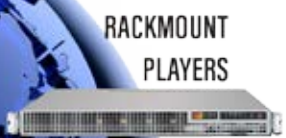
PUSH YOUR CONTENT ...USING THE WEB OR ANY NETWORK



DIRECTLY TO ...A CONNECTED MEDIA PLAYER



DISPLAY ...YOUR CONTENT TO YOUR AUDIENCE



TRAINING

Total Channel offers a complete line-up of training products to ensure that every system has the right team in place with the right training. Whether its on-site or web training, ALL training is custom tailored to not only create administrators and power users, but also hold up the network and have it operational by the end of the training. Total Channel training is not generic and our overriding principal is to have a satisfied and successful launch for every customer through customized training.

LAUNCH SERVICES

In addition to training services, Total Channel offers a trio of Launch Services packages that go far beyond basic training. These are packages of hours that can be used for anything from design and creative services to working with IT teams to properly set up your network. It is basically our specialists working with you on every aspect of a successful network launch. Instead of a long list of service offerings you may not need, Launch Services is a "mix & match" service portfolio that starts with creating a specific scope of work for your project's individual requirements and success.

24-7, 365 SUPPORT

In addition to our Training & Launch Services, Total Channel stands alone in making high quality and obtainable support an unflinching priority. 24/7/365 means exactly that! Total Channel service and support is not just about response, but it's also about designing the product to work well the first time around. It is quality hardware, built to be the best and not the cheapest. It is remote servicing through the web. It's about instant online player status and a watchdog that monitors the system in case there is ever an problem.

D I G I T A L S I G N A G E E V O L V E D



REMOTELY FROM ANY BROWSER:

- Create, add & edit content
- Create or edit schedules
- View the current playback
- Send emergency alerts
- Create interactive touch content
- Create on-demand content
- Create advertising reports
- Create unlimited users
- Create unlimited departments
- Approvals and permissions



TOTAL CHANNEL MEDIA

Austin, Texas

(512) 593-5093

www.total-channel.com

sales@total-channel.com

CONFIGURATION

TWO-STEP CONFIGURATION

STEP ONE

Select the Master Controller hardware based on how many screens will be in the network

MasterControl 10
Small

MasterControl 50
Professional

MasterControl 250
Enterprise

MasterControl 750
Super Enterprise

MasterControl VIRTUAL
Software Only

STEP TWO

Select the Playout hardware to match the screens being used

Playout Maxi
Basic 1080 Playback

Playout 1
Heavy Duty 1080 Playback

Playout 2
UHD/1080 Playback

Playout Rackmount
Rackmount 1080 playback

Playout XW Series
Video Wall Playback

TotalHarmony Series
Room Sign Playback

STAND ALONE PRODUCTS

MasterControl 10
Small

HOSTED SOLUTIONS

TotalConnect
Basic 1080 Playback

TotalConnect Rackmount
Rackmount 1080 playback

TotalConnect 1
Heavy Duty 1080 Playback

Playout XW Series
Video Wall Playback

TotalConnect 2
UHD/1080 Playback

ACCESSORIES

Data Interfaces
XML / POS / Cal

Window OS
Players & Servers

Training
Web or On-Site

Active Directory
LDAP

Video Inputs
SD / HD

Launch Services
Design services - Standard, Gold and Platinum

Online product brochures available at www.total-channel.com

DIGITAL SIGNAGE EVOLVED